

# FREEDOM™ SERIES

## COMPETITION & TOURNAMENT COURT LIGHTING SYSTEM

DESIGNED TO SUPPORT ANSI/IES RP-6 PERFORMANCE TARGETS

Intended for use as a Basis of Design lighting system across a range of sports lighting applications.

### 500W | 600W | 800W

SYSTEM CONFIGURATIONS



ETL LISTED • DLC PREMIUM • IP65 • BAA COMPLIANT

#### SYSTEM ENGINEERING

Lighting system performance is achieved through asymmetric reflector optics designed for multi-fixture pole configurations, enabling precise control of beam distribution, uniformity, and glare in competitive court environments.

#### KEY SYSTEM ATTRIBUTES

- Indirect asymmetric reflector optics
- Controlled glare through optical distribution and aiming
- Mounting heights: 30–60 ft (application dependent)
- Die-cast aluminum housing for outdoor use

#### PROJECT SUBMITTAL

PROJECT NAME

TYPE / DESIGNATION

CATALOG NUMBER

SUBMITTED BY

DATE

NOTES / REMARKS

# SYSTEM OVERVIEW & PERFORMANCE SUMMARY

## SYSTEM OVERVIEW

The Freedom™ Series is a high-output LED sports luminaire designed for competition-level tennis and pickleball facilities requiring high illumination levels, controlled glare, and consistent photometric performance.

The luminaire utilizes a die-cast aluminum housing with asymmetric reflector optics optimized for multi-fixture pole configurations.

The optical system directs light onto the playing surface while reducing high-angle glare and off-site spill light.

Lighting performance to be verified through project-specific photometric calculations, including illumination levels, uniformity, and aiming geometry.

LIGHTING PERFORMANCE IS ACHIEVED THROUGH SYSTEM LEVEL COORDINATION—NOT FIXTURE OUTPUT ALONE.

LIGHTING DESIGNS ARE DEVELOPED IN ACCORDANCE WITH ANSI/IES RP-6 RECOMMENDATIONS.

System design support, photometric layouts, and compliance documentation provided for each project application.

## TESTING & COMPLIANCE

Designed to support compliance with:

- IES LM-79
- IES LM-80
- TM-21
- ANSI/IES RP-6
- UL 1598

## SYSTEM PERFORMANCE SUMMARY

ATTRIBUTE	PERFORMANCE
Rated Life	L70 ≥ 100,000 hours
Photometric Testing	IES LM-79
LED Lumen Maintenance	IES LM-80 with TM-21 projection
Typical System Efficacy	130–140 lm/W
Color Rendering Index	70 CRI std. (80 & 90 CRI opt.)
TLCI	90 optional for broadcast-oriented configurations
Flicker Performance	Flicker-free driver available for high-speed video applications
Power Factor	≥ 0.96 typical
Input Voltage	100–277 V std. (277–480 V opt.)
Operating Temperature	–40°F to 122°F
Ingress Protection	IP65
Surge Protection	10 kV std. (20 kV opt.)
Surge Protection Type	Parallel surge protection
Driver Dimming	0–10 V dimming compatible
Warranty	10 years

# APPLICATIONS & DESIGN SERVICES



## PRIMARY APPLICATIONS

### SPORTS FACILITIES

Competition tennis facilities, large pickleball complexes, multi-court tournament venues, athletic training centers, municipal sports complexes.

Additional applications may include golf driving ranges, outdoor training facilities, and high-performance sports complexes.

### TYPICAL MOUNTING CONDITIONS

**Typical pole heights: 30–60 ft.** Final pole spacing, fixture quantity, and aiming angles shall be determined through project-specific photometric analysis.

## ENGINEERING & DESIGN SUPPORT

Duvon provides lighting system design assistance including luminaire selection, optical configuration, and photometric verification.

Duvon engineering services include:

- AGi32 photometric layouts
- Pole height recommendations
- Fixture aiming diagrams
- Illumination uniformity verification
- IES photometric files

These services assist architects, engineers, municipalities, and athletic facilities in evaluating lighting performance prior to installation.

# LIGHTING PERFORMANCE STANDARDS

## REFERENCE STANDARD

Freedom luminaires are utilized in lighting designs developed in accordance with ANSI/IES RP-6 recommendations.

LIGHTING CLASS	APPLICATION	IES RECOMMENDED AVG	UNIFORMITY (AVG:MIN)
Class III	Training / Recreational Competition	30–50 fc	≤ 2.5:1
Class II	Competitive Club Play	50–75 fc	≤ 2.0:1
Class I	Professional / Tournament Play	75–100 fc	≤ 1.7:1


Illumination and uniformity values represent design targets and shall be verified through project-specific photometric calculations. Freedom luminaires are typically used in facilities requiring higher illumination levels, tighter uniformity targets, enhanced glare control, and optional broadcast-oriented performance.

## VERTICAL ILLUMINANCE CONSIDERATIONS

Sports lighting systems may also evaluate vertical illumination levels to support player visibility and ball tracking performance. Vertical illumination is particularly important in tennis where players frequently track the ball above the playing surface. Lighting simulations may include both horizontal and vertical illumination calculations in accordance with ANSI / IES RP-6 recommendations.

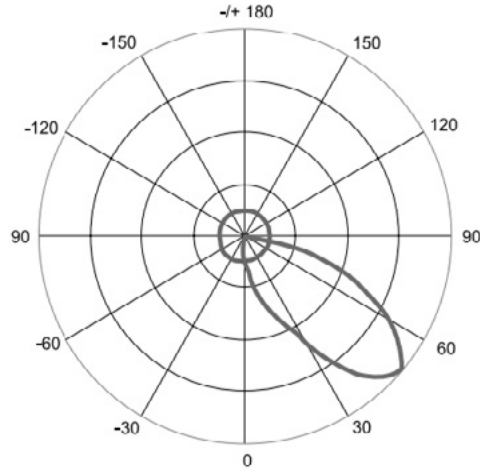
## BROADCAST CONSIDERATIONS

Flicker-controlled driver options and broadcast configurations are available for applications requiring high-speed video or television capture.



Sample photometric calculation – Single Tennis Courts 70x130ft, 10x25ft-600W

# OPTICAL DISTRIBUTIONS & GLARE CONTROL



OPTICAL TYPE	DISTRIBUTION	TYPICAL APPLICATION
ST	Stadium Asymmetric	Competition tennis courts

The asymmetric optical system is designed so that the forward-throw distribution aligns with the playing surface when the luminaire is mounted on perimeter poles outside the court boundary.

## OPTICAL MATERIAL

Precision-formed aluminum reflector system engineered to maintain distribution accuracy and long-term outdoor performance.

## ADVANCED SPILL CONTROL

Stadium-cut optics are available to reduce spill light behind the pole and improve optical control for tournament and broadcast-oriented environments.



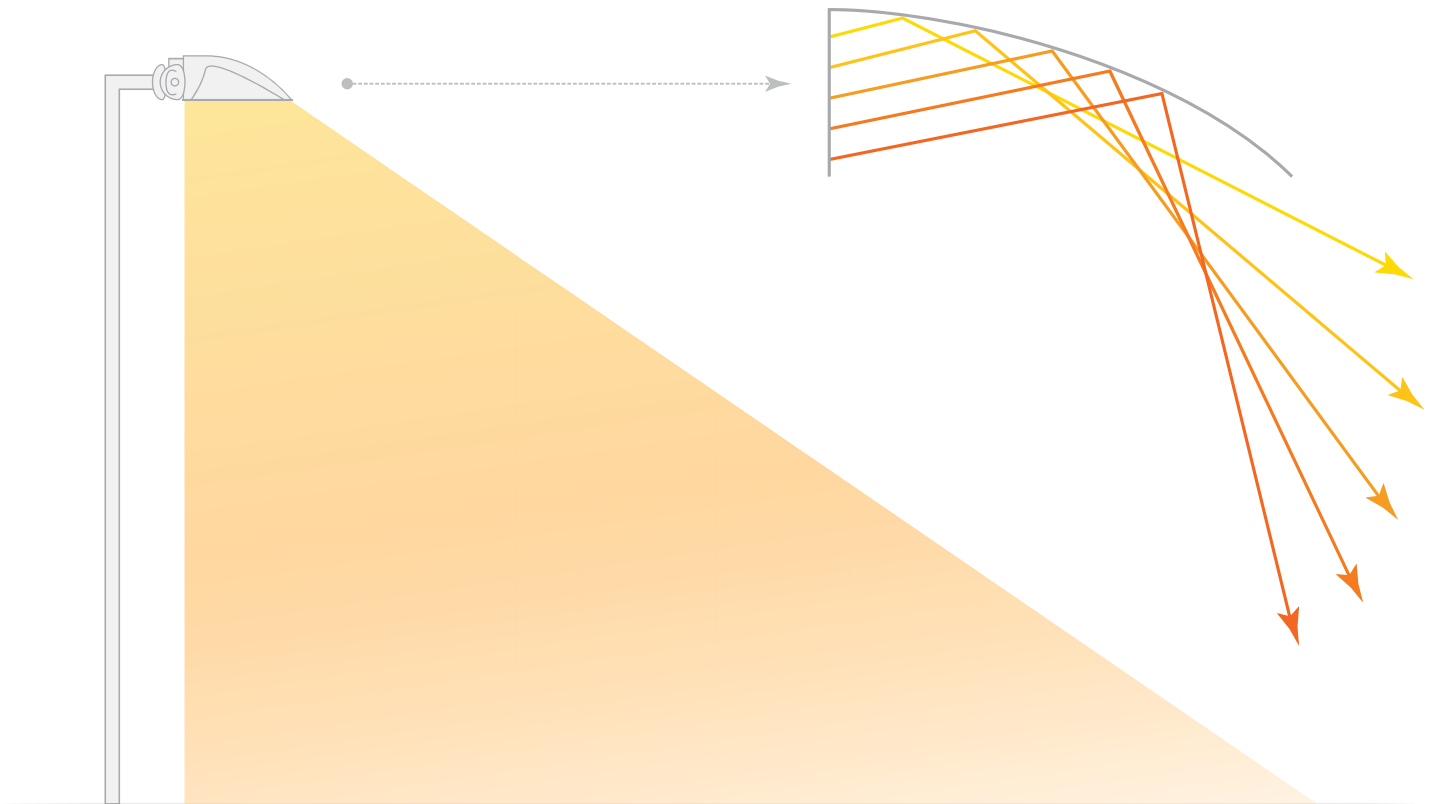
# GLARE CONTROL & LIGHT TRESPASS

## PRECISION ASYMMETRIC OPTICS

Freedom luminaires utilize precision asymmetric sports optics designed to control glare while maintaining required illumination levels across the playing surface. Internal optical geometries and stadium-cut beam control are used to reduce stray light, minimize high-angle brightness, and improve visual comfort. Lighting designs may be evaluated for property-line illumination levels to help reduce light trespass toward adjacent residential areas.

## SKY GLOW & UPLIGHT CONTROL

Optical system designed to limit high-angle light and reduce uplight through controlled beam distribution and proper aiming.



### PROPERTY-LINE CONTROL STATEMENT

Property-line illumination levels and spill-light control should be verified through project-specific photometric simulation based on actual site geometry and aiming conditions.

# ELECTRICAL SPECIFICATIONS

## LUMEN OUTPUT

MODEL	WATTS	LUMEN OUTPUT
FREEDOM-500	500 W	65,000 lm
FREEDOM-600	600 W	78,000 lm
FREEDOM-800	800 W	104,000 lm

## TYPICAL SYSTEM EFFICACY

130–140 lm/W

Depending on wattage, CCT, and driver configuration.

## AVAILABLE CCT OPTIONS

4000K | 5000K

## INPUT CURRENT (AMPERAGE)

VOLTAGE	500W	600W	800W
120V	4.17 A	5.00 A	6.67 A
208V	2.40 A	2.88 A	3.85 A
240V	2.08 A	2.50 A	3.33 A
277V	1.81 A	2.17 A	2.89 A
480V	1.04 A	1.25 A	1.67 A

Input current values are nominal. Final branch circuit sizing shall be verified in accordance with NEC and project requirements.

## ELECTRICAL CHARACTERISTICS

ATTRIBUTE	PERFORMANCE
Driver Type	Constant Current LED Driver
Power Factor	≥ 0.96
THD	< 20%
Input Frequency	50/60 Hz
Dimming	0–10 V

### MAINTENANCE CONSIDERATIONS

LED luminaires require minimal routine maintenance compared with traditional HID sports lighting systems. Typical maintenance consists of periodic inspection of mounting hardware and cleaning of optical surfaces where required.

## MECHANICAL CONSTRUCTION

COMPONENT	SPECIFICATION
Housing	Die-cast aluminum
Optical System	Precision asymmetric sports reflector
Hardware	Stainless steel external fasteners
Mounting	Adjustable yoke bracket
Tilt Adjustment	±90°
Finish	Powder coating, 1,000-hour salt-spray tested

## FINISH COLORS

- Black (std.)
- Bronze
- Gray
- Green

## OPTIONAL MOUNTING ACCESSORIES

- 2-3/8 in round slip-fitter adapter
- Rectangular pole slip-fitter adapter

## FIXTURE WEIGHT (LUMINAIRE ONLY)

MODEL	WEIGHT
FREEDOM-500	68.1 lbs
FREEDOM-600	70.1 lbs
FREEDOM-800	72.1 lbs

## EFFECTIVE PROJECTED AREA (EPA)

1.32 ft<sup>2</sup>

### STRUCTURAL CONSIDERATIONS

Pole structures shall be designed for the complete installed assembly, including luminaires, mounting hardware, and local wind load requirements. Final structural design shall be verified by a licensed engineer.



## STRUCTURAL STATEMENT

Pole structures shall be designed for the complete installed assembly, including luminaires, brackets, adapters, and local wind load requirements.

# SMART CONTROL SYSTEM

Duvon sports lighting systems support wireless lighting control platforms.

Supports wireless lighting control with:

- Remote on/off control
- Scheduled operation
- Energy monitoring
- Remote diagnostics

## TYPICAL LIGHTING SCENES

- Practice Mode
- Recreational Play
- Tournament Play
- Maintenance Lighting
- Event Mode

Control architecture:

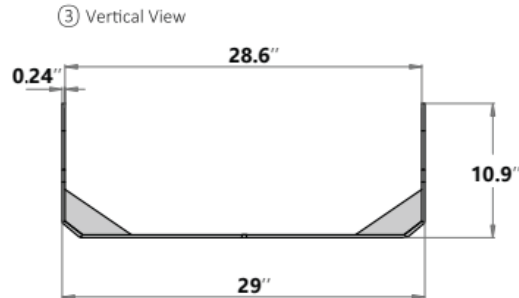
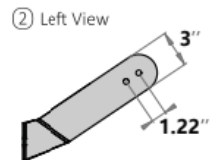
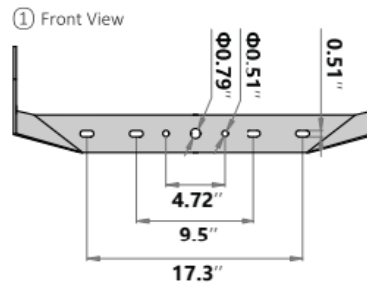
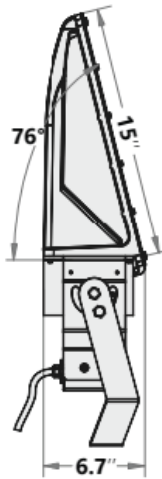
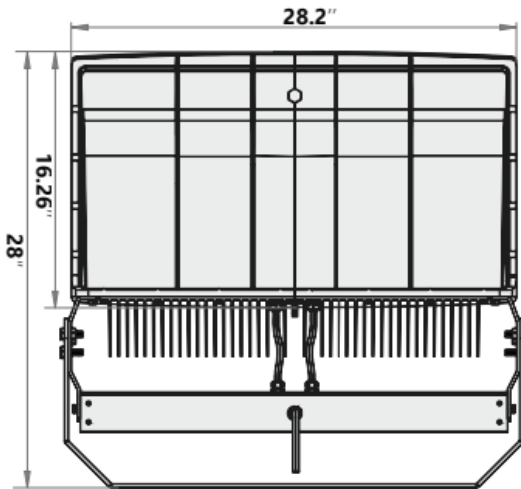
Integrated wireless nodes at the luminaire level, central gateway controller, and mobile/web-based interface.

## SYSTEM PERFORMANCE VERIFICATION

Lighting systems utilizing Duvon sports luminaires include project documentation such as:

- Photometric reports verifying illumination levels & uniformity
- Pole layout drawings
- Fixture aiming diagrams
- IES photometric files
- Electrical load information
- Structural data including fixture weight and EPA values

# DIMENSIONAL DATA



# ORDERING INFORMATION & SUBMITTAL SCHEDULE

## MODEL SELECTION BUILDER

MODEL	WATTS	CCT	CRI	VOLTAGE	MOUNT	OPTIC	FINISH	CONTROLS	OPTIONS
FREEDOM	500		<b>70</b>				<b>BLK</b>		
	600	40K	80	<b>STD</b>	<b>YK</b>	ST	BRZ	WL	SPD20
	800	<b>50K</b>	90	HV			GRY GRN		BC

Bold values indicate standard configuration.

### CATALOG NUMBER EXAMPLE

FREEDOM-600-50K-70-STD-YK-ST-BLK-WL-SPD20

### CONFIGURATION CODES

#### CCT

40K = 4000K

50K = 5000K

#### VOLTAGE

STD = 100-277V

HV = 277-480V

#### MOUNT

YK = YOKE BRACKET

#### OPTICS

ST = STADIUM ASYMMETRIC

#### FINISH

BLK = BLACK

BRZ = BRONZE

GRY = GRAY

GRN = GREEN

#### CONTROL

WL = WIRELESS MESH

#### OPTIONS

SPD20 = 20 KV SURGE PROTECTION

BC = BROADCAST CONFIG

### FIXTURE SCHEDULE

TYPE	CATALOG NUMBER	QTY

Final configuration shall be verified against project-specific electrical and photometric requirements.

# DUVON LIGHTING LLC

710 ARMSTRONG DR. • BUFFALO GROVE, IL 60089

P: (224) 567-8312 E: SALES@DUVONLIGHTING.COM WWW.DUVONLIGHTING.COM



FREEDOM™ SERIES  
SPECIFICATIONS SUBJECT TO CHANGE WITHOUT NOTICE